

Guide on



Trading Application

Login Screen: IIBX Trading Application



Login

Login Connection Settings Forgot Password



IIBX
India International Bullion
Exchange IFSC Ltd

User Id

Password

Transaction Password

Powered by BSE Technologies Pvt.Ltd. @Copyrights 2013
Note : - Best viewed in 1024x768 resolution

Retain Last Login Info.

Downloads

Client Master

Script Master

Contact Us : 022-22728080/8574

A. Enter User Id,
Password shared by
IIBX / TM

Login Screen: IIBX Trading Application

Login

Login Connection Settings Forgot Password



IIBX
India International Bullion
Exchange IFSC Ltd

User Id

Password

Transaction Password

Powered by BSE Technologies Pvt. Ltd. © Copyrights 2013
Note : - Best viewed in 1024x768 resolution

Retain Last Login Info.

Client Master

Script Master

Contact Us : 022-22728080/8574


B. Check mark on the “Retain Last Login Info” Button:

This would facilitate the user ID to be stored in the Front end on the Next Login i.e. the user

Login Screen: IIBX Trading Application

Login

Login Connection Settings Forgot Password



IIBX
India International Bullion
Exchange IFSC Ltd

User Id

Password

Transaction Password

Powered by BSE Technologies Pvt.Ltd. @Copyrights 2017

Note : - Best viewed in 1024x768 px

Retain Last Login Info.

Downloads

Client Master

Script Master

Contact Us : 022-22728080/8574

C. Check mark on the “Client Master” Button:

This enables the user to download the latest client master i.e. all the users that are mapped under the Dealer /Administrator. This is mandatory if the new user ID is created or mapped under the Dealer.

Login Screen: IIBX Trading Application



Login

Login Connection Settings Forgot Password

User Id

Password

Transaction Password

Powered by BSE Technologies Pvt.Ltd. @Copyrights 2013

Note : - Best viewed in 1024x768 resolution

Retain Last Login Info.

Downloads

Client Master

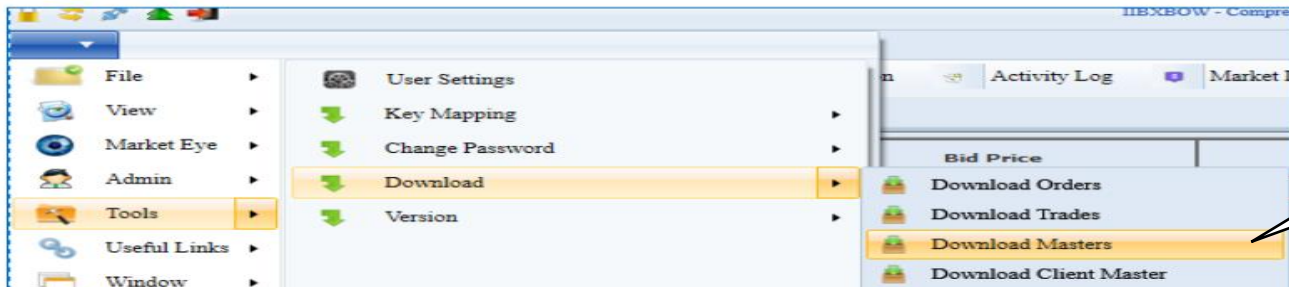
Script Master

Contact Us : 022-22728080/8574

D. Check mark on “Script Master” Button:

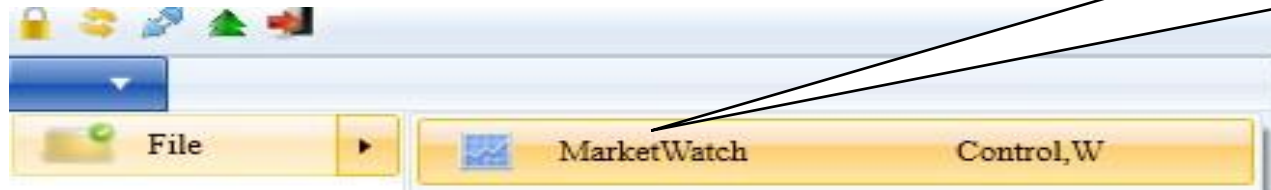
This option downloads the latest Scrip/contract master. This enables the user/ dealer to be updated with latest exchange masters.

Alternatively, on successful login there is also provision to download the latest exchange masters from the below menu.

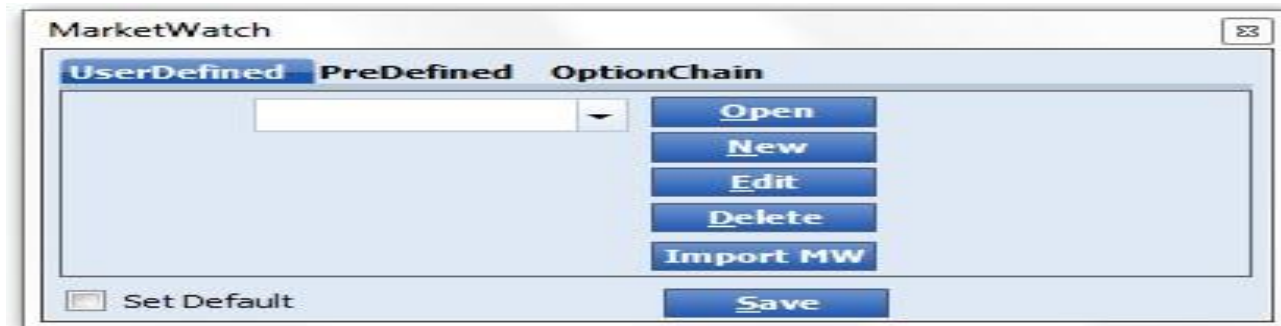


MarketWatch / Touchline (MW)- (Menu based & Shortcut key)

Go to the Drop down
>> File Menu >> MarketWatch
Menu

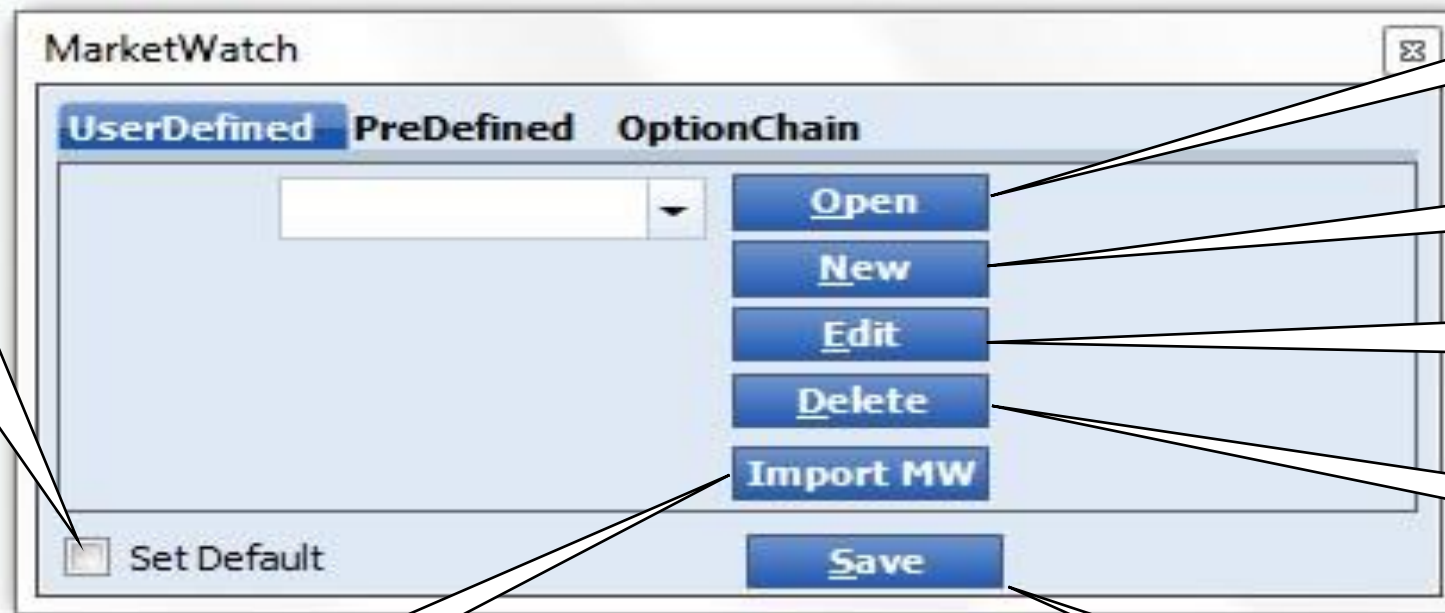


>> Short Key: Ctrl + W
Market Watch window would be
open



MarketWatch User Defined

Click on 'Set Default' option after selecting the MarketWatch in the drop down to set the default MW. Default market watch would open on every successive Login.



Click on 'Open' to open any existing MarketWatch

Click on 'New' to create a new MarketWatch

Click on 'Edit' to select / de-select columns in existing MarketWatch

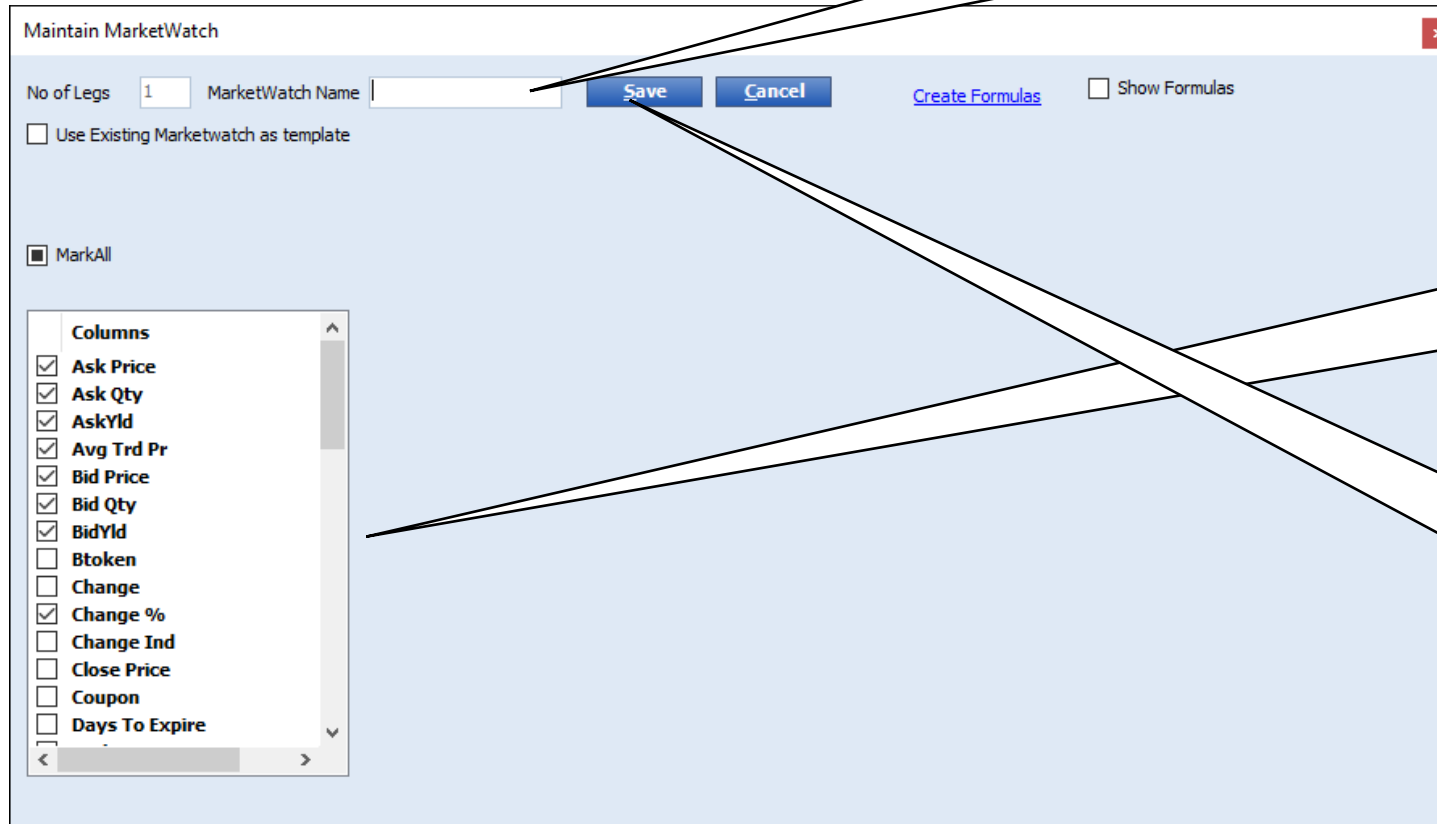
Click on 'Delete' to delete the selected MarketWatch

Click on 'Import MW' to import MarketWatch saved from another user of IIBX BOW Terminal

Click on 'Save' for the market watch to be created.

Create New MarketWatch / Touchline →

- Click on 'New' and 'Select' as shown below.



1. Enter your Market Watch name

2. Select the required columns

3. Click on 'Save' for the market watch to be created.

- Click on 'Save' for the market watch to be created.

Btoken	Symbol	Ask Qty	Ask Price	Delivery Centre	Bid Price	Bid Qty	Open Price	Lo Price	Inst Type	Upper Ckt	LTP	LT Qty	No of Trades
1200001	GOLD995T0	0	0.00	Gift City	0.00	0	0.00	0.00	S	0.00	0.00	0	0
1200002	GOLD999T0	0	0.00	Gift City	0.00	0	0.00	0.00	S	0.00	0.00	0	0
1200006	TRQUGL995T0	0	0.00	Gift City	0.00	0	0.00	0.00	S	0.00	0.00	0	0
1200007	TRQUGL999T0	0	0.00	Gift City	0.00	0	0.00	0.00	S	0.00	0.00	0	0
1200004	UAEGLD995T0	0	0.00	Gift City	0.00	0	1950.00	1950.00	S	2067.00	1950.00	1	1
1200005	UAEGLD999T0	0	0.00	Gift City	0.00	0	0.00	0.00	S	0.00	0.00	0	0

Maintain MarketWatch x

No of Legs MarketWatch Name Save Cancel [Create Formulas](#) Show Formulas

Exchange Market

MarkAll LegName

Columns

- Change %
- Change Ind
- Close Price
- Coupon
- Days To Expire
- Delivery Centre
- Exchange
- Hi Price
- Imp Vol. (Ask)
- Imp Vol. (Bid)
- Imp Vol. (LTP)
- Inst Type
- IsIn
- Last Upd Time

Click on Delivery Centre.

Thank You...